





S. ALEKSENKO
Evaluation of Instruction Program Report
 22W: ECON 201B LEC 1: GAME THRY&INFO ECON
 No. of responses = 8
 Enrollment = 33
 Response Rate = 24.24%

1. Background Information:


1.1) Year in School:




1.2) UCLA GPA:



1.3) Expected Grade:




1.4) What requirements does this course fulfill?




2. Preliminary Questions:


2.1) Approximately how many times did you attend the assigned section?



2.2) If you primarily attended a section that is not assigned to you, what was your primary reason for doing so?

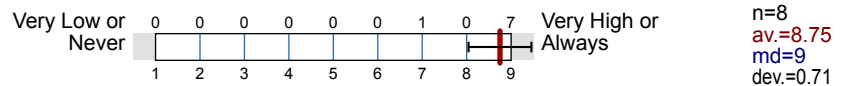


2.3) You saw the TA of the assigned section attending lectures.

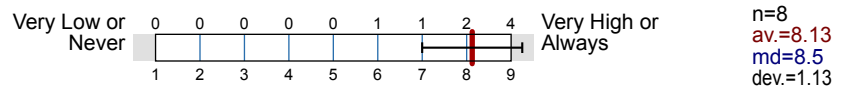


3. To What Extent Do You Feel That:

3.1) Teaching Assistant Knowledge - The T.A. was knowledgeable about the material.



3.2) Teaching Assistant Concern - The T.A. was concerned about student learning.

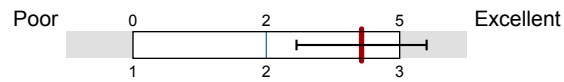


3.3)	Organization - Section presentations were well prepared and organized.		n=8 av.=8.25 md=8.5 dev.=0.89
3.4)	Scope - The teaching assistant expanded on course ideas.		n=8 av.=8.38 md=9 dev.=1.19
3.5)	Interaction - Students felt welcome in seeking help in or outside of the class.		n=8 av.=7.25 md=8 dev.=1.98
3.6)	Communication Skills - The teaching assistant had good communication skills.		n=8 av.=8.38 md=9 dev.=1.16
3.7)	Value - The overall value of the sections justified your time and effort.		n=8 av.=8.38 md=9 dev.=1.41
3.8)	Overall - What is your overall rating of the teaching assistant?		n=8 av.=8.13 md=9 dev.=1.46

4. Your View of Section Characteristics:

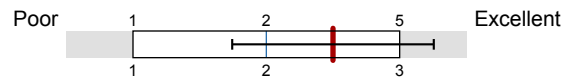
4.1)	Difficulty (relative to other courses)		n=8 av.=2.38 md=2 dev.=0.52
4.2)	Workload/pace was		n=7 av.=2.14 md=2 dev.=0.38 ab.=1
4.3)	Integration of section with course was		n=8 av.=2.88 md=3 dev.=0.35
4.4)	Texts, required readings		n=6 av.=2.33 md=2.5 dev.=0.82 ab.=2

4.5) Homework assignments



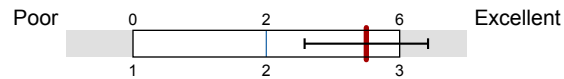
n=7
 av.=2.71
 md=3
 dev.=0.49
 ab.=1

4.6) Graded materials, examinations



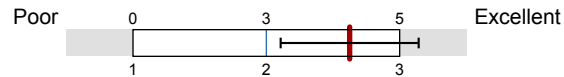
n=8
 av.=2.5
 md=3
 dev.=0.76

4.7) Lecture presentations



n=8
 av.=2.75
 md=3
 dev.=0.46

4.8) Class discussions



n=8
 av.=2.63
 md=3
 dev.=0.52

5. Comments:

5.1) Please identify what you perceive to be the real strengths and weaknesses of this teaching assistant and course.

- Can have more responsive emails to questions
- He has a deep understanding of game theory and was very clear in his explanations. However, I think the first half of the TA sessions could have been a bit more organized, although he modified the style after our survey, so there was no problem in the second half. Also, I think grading the midterm soon must have been better because we students were more concerned about the midterm than HW2.
- I think Stepan is very good at organizing his sections and that he explains things really well. His sections were definitely essential to figure out how to actually do the assigned exercises in practice, since the lectures by the professor are often not clear on how should one go about at solving games in practice.
 I think some of us were disappointed with the way the exams were graded. The grading of the midterm (and of the homework) put most of the weight on whether one got the right numerical answer, but close to no points were assigned to people who had the right procedure, but got to the wrong answer for some reason. If one had some right formulas, but did not have time to plug in the actual numbers, he would get close to 0 points for this. Basically, one would get more points for doing 50% of the exam perfectly, rather than having done 75% of the exam almost perfectly (if you don't get to the end result, you lose everything). I think this is a wrong way to grade exams in a PhD and at least, if this is the criterion, it should be said clearly before the exam starts, because in all other classes we would be given points for spelling out the right intuition for the answer. I think this explains a lot of the variability in midterm grades.
- Stepan was great, his TAs were necessary to understand better the topics covered in class, because he provided us with a solid tools to solve the problems. My only comment is that I did not like the way the exam was graded: I think he should have awarded partial credit to intuitive answers, and not just on the basis of whether computation was right or not. In a PhD course comprehension of the topic should be rewarded, while this way it feels like computations skills are much more worth the comprehension.
- The improvement after getting mid-term feedback was very evident. The examples were useful and very relevant to solving the homework questions

Profile

Subunit: **ECON**
 Name of the instructor: **S. ALEKSENKO**
 Name of the course: **22W: ECON 201B LEC 1: GAME THRY&INFO ECON**
 (Name of the survey)

Values used in the profile line: Mean

3. To What Extent Do You Feel That:

3.1) Teaching Assistant Knowledge - The T.A. was knowledgeable about the material.	Very Low or Never																	Very High or Always	n=8	av.=8.75
3.2) Teaching Assistant Concern - The T.A. was concerned about student learning.	Very Low or Never																	Very High or Always	n=8	av.=8.13
3.3) Organization - Section presentations were well prepared and organized.	Very Low or Never																	Very High or Always	n=8	av.=8.25
3.4) Scope - The teaching assistant expanded on course ideas.	Very Low or Never																	Very High or Always	n=8	av.=8.38
3.5) Interaction - Students felt welcome in seeking help in or outside of the class.	Very Low or Never																	Very High or Always	n=8	av.=7.25
3.6) Communication Skills - The teaching assistant had good communication skills.	Very Low or Never																	Very High or Always	n=8	av.=8.25
3.7) Value - The overall value of the sections justified your time and effort.	Very Low or Never																	Very High or Always	n=8	av.=8.38
3.8) Overall - What is your overall rating of the teaching assistant?	Very Low or Never																	Very High or Always	n=8	av.=8.13

4. Your View of Section Characteristics:


4.1) Difficulty (relative to other courses)	Low																	High	n=8	av.=2.38
4.2) Workload/pace was	Too Slow																	Too Much	n=7	av.=2.14
4.3) Integration of section with course was	Poor																	Excellent	n=8	av.=2.88
4.4) Texts, required readings	Poor																	Excellent	n=6	av.=2.33
4.5) Homework assignments	Poor																	Excellent	n=7	av.=2.71
4.6) Graded materials, examinations	Poor																	Excellent	n=8	av.=2.50
4.7) Lecture presentations	Poor																	Excellent	n=8	av.=2.75
4.8) Class discussions	Poor																	Excellent	n=8	av.=2.63




S. ALEKSENKO
Evaluation of Instruction Program Report
 21S: ECON 201C LEC 1: GAME THRY ASYM INFO
 No. of responses = 10
 Enrollment = 25
 Response Rate = 40%

1. Background Information:

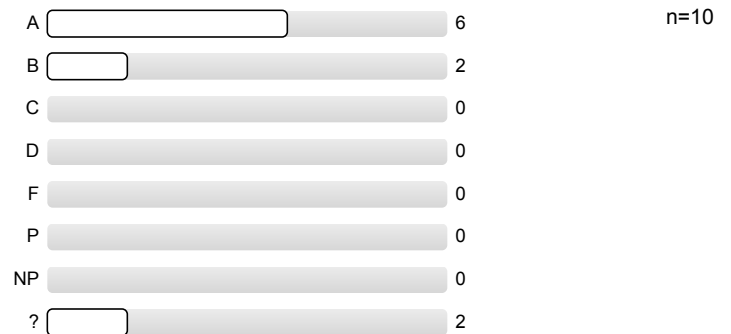
1.1) Year in School:




1.2) UCLA GPA:



1.3) Expected Grade:

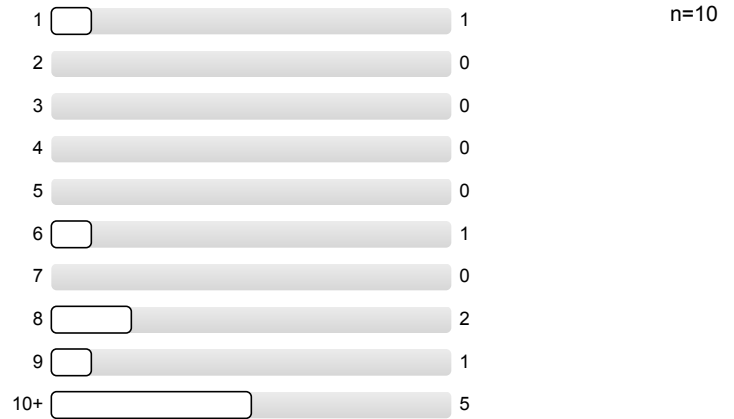


1.4) What requirements does this course fulfill?




2. Preliminary Questions:


2.1) Approximately how many times did you attend the assigned section?



2.2) If you primarily attended a section that is not assigned to you, what was your primary reason for doing so?

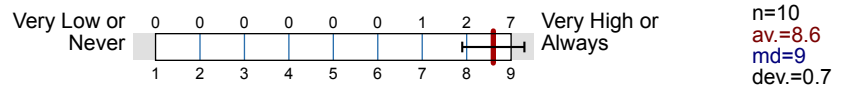


2.3) You saw the TA of the assigned section attending lectures.

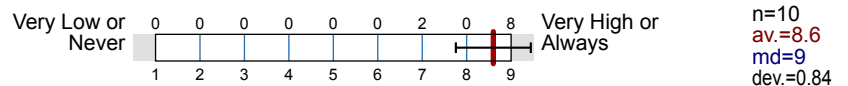


3. To What Extent Do You Feel That:

3.1) Teaching Assistant Knowledge - The T.A. was knowledgeable about the material.



3.2) Teaching Assistant Concern - The T.A. was concerned about student learning.



3.3)	Organization - Section presentations were well prepared and organized.		n=10 av.=8.5 md=9 dev.=1.08
3.4)	Scope - The teaching assistant expanded on course ideas.		n=10 av.=8.4 md=9 dev.=1.07
3.5)	Interaction - Students felt welcome in seeking help in or outside of the class.		n=10 av.=8.5 md=9 dev.=0.85
3.6)	Communication Skills - The teaching assistant had good communication skills.		n=10 av.=8.6 md=9 dev.=0.84
3.7)	Value - The overall value of the sections justified your time and effort.		n=10 av.=8.2 md=8.5 dev.=1.03
3.8)	Overall - What is your overall rating of the teaching assistant?		n=10 av.=8.6 md=9 dev.=0.84

4. Your View of Section Characteristics:

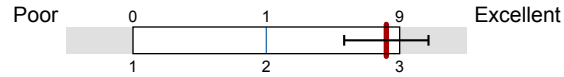
4.1)	Difficulty (relative to other courses)		n=10 av.=2.5 md=2.5 dev.=0.53
4.2)	Workload/pace was		n=10 av.=2.4 md=2 dev.=0.52
4.3)	Integration of section with course was		n=10 av.=3 md=3 dev.=0
4.4)	Texts, required readings		n=8 av.=2.88 md=3 dev.=0.35 ab.=2

4.5) Homework assignments



n=8
 av.=2.88
 md=3
 dev.=0.35
 ab.=1

4.6) Graded materials, examinations



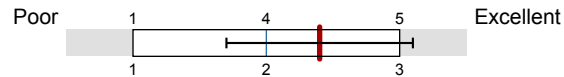
n=10
 av.=2.9
 md=3
 dev.=0.32

4.7) Lecture presentations



n=10
 av.=2.9
 md=3
 dev.=0.32

4.8) Class discussions



n=10
 av.=2.4
 md=2.5
 dev.=0.7

5. Comments:

5.1) Please identify what you perceive to be the real strengths and weaknesses of this teaching assistant and course.

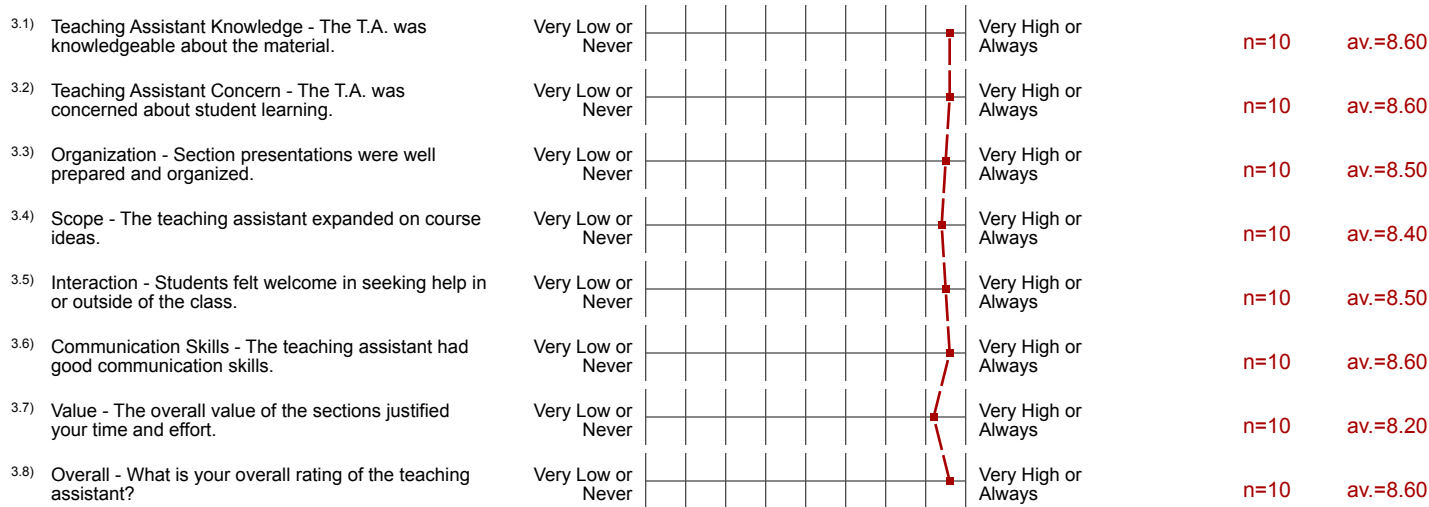
- 1. Spread out office hours.
- 2. Call on people during TA section. The break out rooms didn't quite work but were the right idea. I don't think you can really learn the material in this course unless you practice the intuition and try thinking about. Having the TA section have more back and forth would help in that regards. Calling on people and letting them try their hands at the intuition would be a good way of stimulating learning in the students.
- 3. I think HW 2 was way too hard relative to the other HWs. It should have been spaced out better.
- It would be better to have more detailed suggested solutions to the problem sets and practice exams. TA answered all the questions in detail.
- Very patient with questions on tricky material; helpful clarifications of lecture

Profile

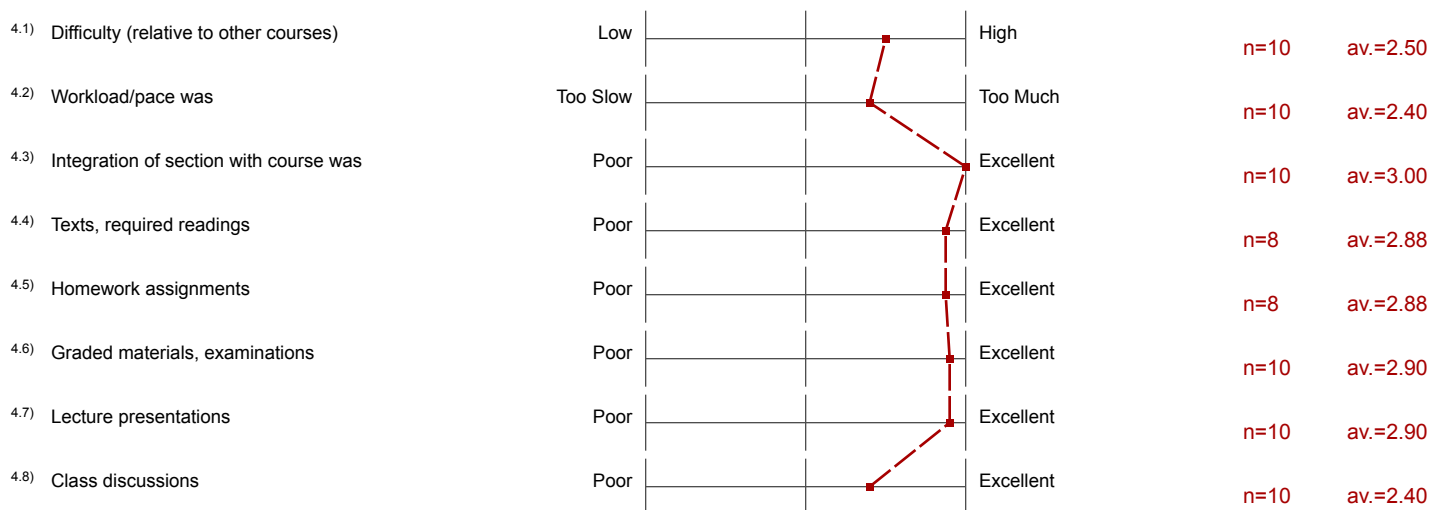
Subunit: **ECON**
 Name of the instructor: **S. ALEKSENKO**
 Name of the course: **21S: ECON 201C LEC 1: GAME THRY ASYM INFO**
 (Name of the survey)

Values used in the profile line: Mean

3. To What Extent Do You Feel That:



4. Your View of Section Characteristics:







S. ALEKSENKO
Evaluation of Instruction Program Report
 23W: ECON 11 DIS 1L: MICROECONOMC THEORY
 No. of responses = 10
 Enrollment = 27
 Response Rate = 37.04%

1. Background Information:

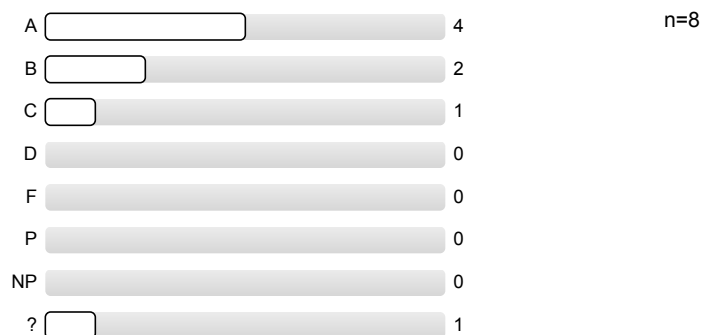
1.1) Year in School:




1.2) UCLA GPA:



1.3) Expected Grade:




1.4) What requirements does this course fulfill?




2. Preliminary Questions:


2.1) Approximately how many times did you attend the assigned section?



2.2) If you primarily attended a section that is not assigned to you, what was your primary reason for doing so?

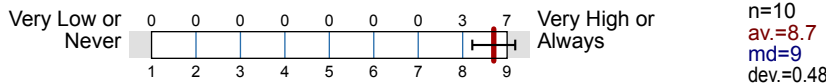


2.3) You saw the TA of the assigned section attending lectures.

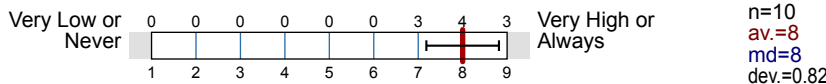


3. To What Extent Do You Feel That:

3.1) Teaching Assistant Knowledge - The T.A. was knowledgeable about the material.



3.2) Teaching Assistant Concern - The T.A. was concerned about student learning.

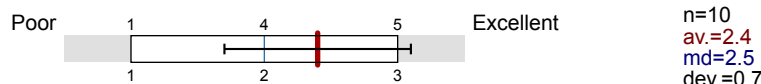


3.3)	Organization - Section presentations were well prepared and organized.		n=10 av.=8.5 md=9 dev.=0.71
3.4)	Scope - The teaching assistant expanded on course ideas.		n=10 av.=8.4 md=9 dev.=0.97
3.5)	Interaction - Students felt welcome in seeking help in or outside of the class.		n=10 av.=8.4 md=8.5 dev.=0.7
3.6)	Communication Skills - The teaching assistant had good communication skills.		n=10 av.=8.4 md=8.5 dev.=0.7
3.7)	Value - The overall value of the sections justified your time and effort.		n=10 av.=8.5 md=9 dev.=0.97
3.8)	Overall - What is your overall rating of the teaching assistant?		n=10 av.=8.3 md=8 dev.=0.67

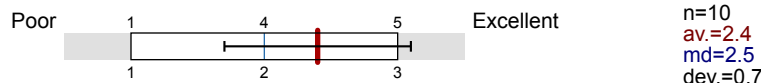
4. Your View of Section Characteristics:

4.1)	Difficulty (relative to other courses)		n=10 av.=2.4 md=2 dev.=0.52
4.2)	Workload/pace was		n=10 av.=2.3 md=2 dev.=0.48
4.3)	Integration of section with course was		n=10 av.=2.6 md=3 dev.=0.7
4.4)	Texts, required readings		n=8 av.=2.5 md=2.5 dev.=0.53 ab.=2

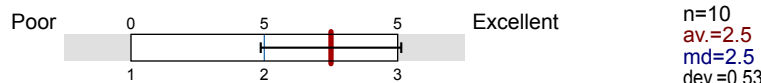
4.5) Homework assignments



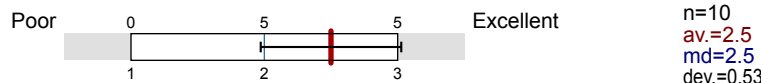
4.6) Graded materials, examinations



4.7) Lecture presentations



4.8) Class discussions



5. Comments:

5.1) Please identify what you perceive to be the real strengths and weaknesses of this teaching assistant and course.

- All great!
- I did not go to this session. Instead, I went to sessions with Andrew. He was amazing!! Great at explaining material!
- I think discussion was a great opportunity to go over some of the "tricks" associated with some of the problems which were helpful in some of the fast-paced midterms. It was also a good place to get some clarity about misc stuff and questions on the HW.
- Mr. Aleksenko was very knowledgeable. I learned something new (some trick or some shortcut or some intuition behind some concept) almost every single section.
- Stepan created really good helpful materials for reviewing the content covered in class, and this helped me a lot. He also did a really good of explaining the concepts covered.
- The TA sections are really helpful and honestly important for me to fully understand the course materials and be able to do the homework/exams. I found the TA handout much more helpful than the lecture slides. My TA has great communication skills and can explain the materials very clearly. However, it might be helpful if he could deliberately point out or summarize helpful ways of how to approach common practice/exam questions (I know some of the other TA does) in addition to just going over practice problems.
- The TA was knowledgeable and always willing to answer questions, and even to stay after the allotted time to answer questions. Although I didn't often attend discussions, they were a great help whenever I wanted to review more for exams.

Profile

Subunit: **ECON**
 Name of the instructor: **S. ALEKSENKO**
 Name of the course: **23W: ECON 11 DIS 1L: MICROECONOMC THEORY**
 (Name of the survey)

Values used in the profile line: Mean

3. To What Extent Do You Feel That:

3.1) Teaching Assistant Knowledge - The T.A. was knowledgeable about the material.	Very Low or Never									Very High or Always	n=10	av.=8.70
3.2) Teaching Assistant Concern - The T.A. was concerned about student learning.	Very Low or Never									Very High or Always	n=10	av.=8.00
3.3) Organization - Section presentations were well prepared and organized.	Very Low or Never									Very High or Always	n=10	av.=8.50
3.4) Scope - The teaching assistant expanded on course ideas.	Very Low or Never									Very High or Always	n=10	av.=8.40
3.5) Interaction - Students felt welcome in seeking help in or outside of the class.	Very Low or Never									Very High or Always	n=10	av.=8.40
3.6) Communication Skills - The teaching assistant had good communication skills.	Very Low or Never									Very High or Always	n=10	av.=8.40
3.7) Value - The overall value of the sections justified your time and effort.	Very Low or Never									Very High or Always	n=10	av.=8.50
3.8) Overall - What is your overall rating of the teaching assistant?	Very Low or Never									Very High or Always	n=10	av.=8.30

4. Your View of Section Characteristics:


4.1) Difficulty (relative to other courses)	Low									High	n=10	av.=2.40
4.2) Workload/pace was	Too Slow									Too Much	n=10	av.=2.30
4.3) Integration of section with course was	Poor									Excellent	n=10	av.=2.60
4.4) Texts, required readings	Poor									Excellent	n=8	av.=2.50
4.5) Homework assignments	Poor									Excellent	n=10	av.=2.40
4.6) Graded materials, examinations	Poor									Excellent	n=10	av.=2.40
4.7) Lecture presentations	Poor									Excellent	n=10	av.=2.50
4.8) Class discussions	Poor									Excellent	n=10	av.=2.50




S. ALEKSENKO
Evaluation of Instruction Program Report
 22S: ECON 101 DIS 1P: MICROECONOMC THEORY
 No. of responses = 4
 Enrollment = 23
 Response Rate = 17.39%

1. Background Information:


1.1) Year in School:




1.2) UCLA GPA:



1.3) Expected Grade:




1.4) What requirements does this course fulfill?




2. Preliminary Questions:


2.1) Approximately how many times did you attend the assigned section?



2.2) If you primarily attended a section that is not assigned to you, what was your primary reason for doing so?

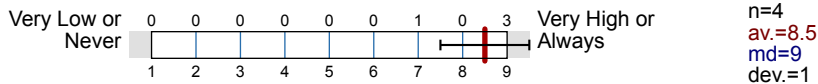


2.3) You saw the TA of the assigned section attending lectures.



3. To What Extent Do You Feel That:

3.1) Teaching Assistant Knowledge - The T.A. was knowledgeable about the material.



3.2) Teaching Assistant Concern - The T.A. was concerned about student learning.

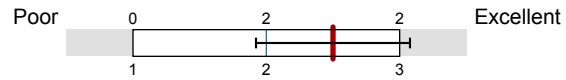


3.3)	Organization - Section presentations were well prepared and organized.		n=4 av.=8.5 md=9 dev.=1
3.4)	Scope - The teaching assistant expanded on course ideas.		n=4 av.=8.5 md=9 dev.=1
3.5)	Interaction - Students felt welcome in seeking help in or outside of the class.		n=4 av.=8.5 md=9 dev.=1
3.6)	Communication Skills - The teaching assistant had good communication skills.		n=4 av.=8 md=8 dev.=1.15
3.7)	Value - The overall value of the sections justified your time and effort.		n=4 av.=8.25 md=9 dev.=1.5
3.8)	Overall - What is your overall rating of the teaching assistant?		n=4 av.=8.25 md=9 dev.=1.5

4. Your View of Section Characteristics:

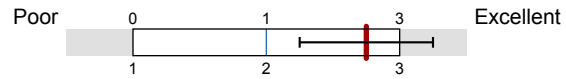
4.1)	Difficulty (relative to other courses)		n=4 av.=2.5 md=2.5 dev.=0.58
4.2)	Workload/pace was		n=4 av.=2.25 md=2 dev.=0.5
4.3)	Integration of section with course was		n=4 av.=2.5 md=2.5 dev.=0.58
4.4)	Texts, required readings		n=4 av.=2.25 md=2 dev.=0.5

4.5) Homework assignments



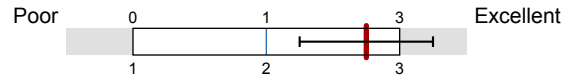
n=4
 av.=2.5
 md=2.5
 dev.=0.58

4.6) Graded materials, examinations



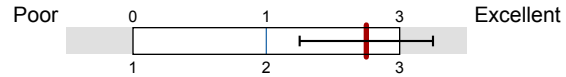
n=4
 av.=2.75
 md=3
 dev.=0.5

4.7) Lecture presentations



n=4
 av.=2.75
 md=3
 dev.=0.5

4.8) Class discussions



n=4
 av.=2.75
 md=3
 dev.=0.5

5. Comments:

5.1) Please identify what you perceive to be the real strengths and weaknesses of this teaching assistant and course.

- He was a very effective and concise communicator.
- Stepan explained the discussion questions very thoroughly. I never felt lost in his section. I also felt that the discussion section was a great addition to the course material as it followed the lectures directly but added supplemental work to practice our skills. I feel like many math class discussions are unnecessary but this one was very helpful for creating a more clear understanding.

Profile

Subunit: **ECON**
 Name of the instructor: **S. ALEKSENKO**
 Name of the course: **22S: ECON 101 DIS 1P: MICROECONOMC THEORY**
 (Name of the survey)

Values used in the profile line: Mean

3. To What Extent Do You Feel That:

3.1) Teaching Assistant Knowledge - The T.A. was knowledgeable about the material.	Very Low or Never										Very High or Always	n=4	av.=8.50
3.2) Teaching Assistant Concern - The T.A. was concerned about student learning.	Very Low or Never										Very High or Always	n=4	av.=8.50
3.3) Organization - Section presentations were well prepared and organized.	Very Low or Never										Very High or Always	n=4	av.=8.50
3.4) Scope - The teaching assistant expanded on course ideas.	Very Low or Never										Very High or Always	n=4	av.=8.50
3.5) Interaction - Students felt welcome in seeking help in or outside of the class.	Very Low or Never										Very High or Always	n=4	av.=8.50
3.6) Communication Skills - The teaching assistant had good communication skills.	Very Low or Never										Very High or Always	n=4	av.=8.00
3.7) Value - The overall value of the sections justified your time and effort.	Very Low or Never										Very High or Always	n=4	av.=8.25
3.8) Overall - What is your overall rating of the teaching assistant?	Very Low or Never										Very High or Always	n=4	av.=8.25

4. Your View of Section Characteristics:


4.1) Difficulty (relative to other courses)	Low										High	n=4	av.=2.50
4.2) Workload/pace was	Too Slow										Too Much	n=4	av.=2.25
4.3) Integration of section with course was	Poor										Excellent	n=4	av.=2.50
4.4) Texts, required readings	Poor										Excellent	n=4	av.=2.25
4.5) Homework assignments	Poor										Excellent	n=4	av.=2.50
4.6) Graded materials, examinations	Poor										Excellent	n=4	av.=2.75
4.7) Lecture presentations	Poor										Excellent	n=4	av.=2.75
4.8) Class discussions	Poor										Excellent	n=4	av.=2.75




S. ALEKSENKO
Evaluation of Instruction Program Report
 21F: ECON 101 DIS 1L: MICROECONOMC THEORY
 No. of responses = 11
 Enrollment = 25
 Response Rate = 44%

1. Background Information:


1.1) Year in School:




1.2) UCLA GPA:



1.3) Expected Grade:

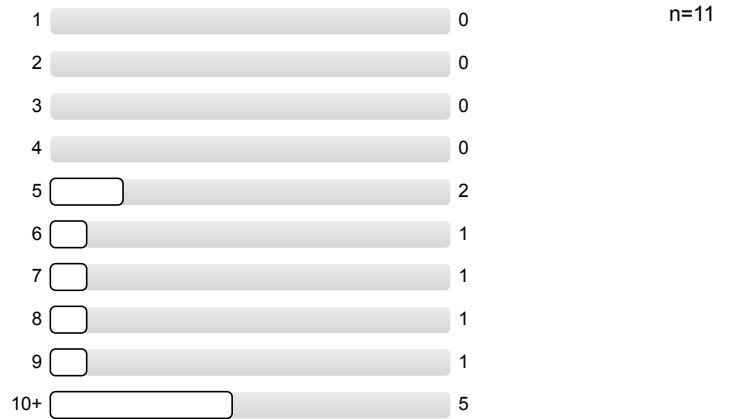


1.4) What requirements does this course fulfill?




2. Preliminary Questions:


2.1) Approximately how many times did you attend the assigned section?



2.2) If you primarily attended a section that is not assigned to you, what was your primary reason for doing so?

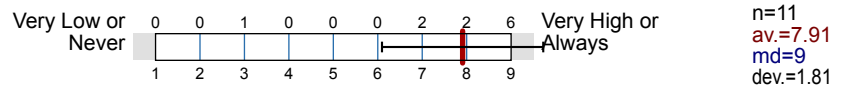


2.3) You saw the TA of the assigned section attending lectures.

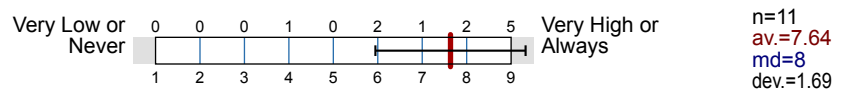


3. To What Extent Do You Feel That:

3.1) Teaching Assistant Knowledge - The T.A. was knowledgeable about the material.



3.2) Teaching Assistant Concern - The T.A. was concerned about student learning.

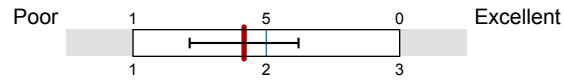


3.3)	Organization - Section presentations were well prepared and organized.		n=11 av.=7.82 md=9 dev.=1.83
3.4)	Scope - The teaching assistant expanded on course ideas.		n=11 av.=7.45 md=9 dev.=2.54
3.5)	Interaction - Students felt welcome in seeking help in or outside of the class.		n=11 av.=8 md=9 dev.=1.41
3.6)	Communication Skills - The teaching assistant had good communication skills.		n=11 av.=7.45 md=8 dev.=1.57
3.7)	Value - The overall value of the sections justified your time and effort.		n=11 av.=7.55 md=9 dev.=2.5
3.8)	Overall - What is your overall rating of the teaching assistant?		n=11 av.=8.18 md=9 dev.=1.17

4. Your View of Section Characteristics:

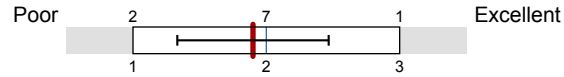
4.1)	Difficulty (relative to other courses)		n=11 av.=2.36 md=2 dev.=0.67
4.2)	Workload/pace was		n=11 av.=2 md=2 dev.=0.63
4.3)	Integration of section with course was		n=11 av.=2.36 md=3 dev.=0.81
4.4)	Texts, required readings		n=6 av.=2.17 md=2 dev.=0.75 ab.=5

4.5) Homework assignments



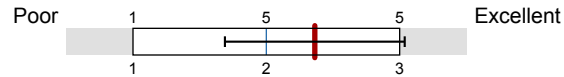
n=6
 av.=1.83
 md=2
 dev.=0.41
 ab.=5

4.6) Graded materials, examinations



n=10
 av.=1.9
 md=2
 dev.=0.57
 ab.=1

4.7) Lecture presentations



n=11
 av.=2.36
 md=2
 dev.=0.67

4.8) Class discussions



n=11
 av.=2.45
 md=3
 dev.=0.69

5. Comments:

5.1) Please identify what you perceive to be the real strengths and weaknesses of this teaching assistant and course.

- He knew the concepts well but sometimes was hard to understand.
- I liked my TA a lot and thought he was good at explaining the material to the students / good at responding to our questions or concerns
- Mr. Stephen is an excellent TA. He is very helpful towards students' questions, and he also holds review sessions for the midterm. I had many difficulties just watching lecture videos to understand the material, but I could deepen my knowledge much better in the TA session.
- Stepan was approachable and very knowledgeable. The discussions were informative and had a positive environment
- Stepan's strength is that he is very knowledgeable about the course. His discussion sections helped me a lot in understanding the course material. He answered practice questions during his sections with detailed explanations and always asked students if we had any questions. In addition, he had good communication with the students, and it was easy to reach him through email, which was convenient. There are no particular weaknesses that I can think of.
- Stephen is really nice and helpful throughout the quarter. He also answer any question we have during the office hour
- This discussion section literally had the very most basic examples of each topic that took the entire section time, and failed to prepare me for the difficulty of the questions on the exam.

Profile

Subunit: ECON
 Name of the instructor: S. ALEKSENKO
 Name of the course: 21F: ECON 101 DIS 1L: MICROECONOMC THEORY
 (Name of the survey)

Values used in the profile line: Mean

3. To What Extent Do You Feel That:

3.1) Teaching Assistant Knowledge - The T.A. was knowledgeable about the material.	Very Low or Never									Very High or Always	n=11	av.=7.91
3.2) Teaching Assistant Concern - The T.A. was concerned about student learning.	Very Low or Never									Very High or Always	n=11	av.=7.64
3.3) Organization - Section presentations were well prepared and organized.	Very Low or Never									Very High or Always	n=11	av.=7.82
3.4) Scope - The teaching assistant expanded on course ideas.	Very Low or Never									Very High or Always	n=11	av.=7.45
3.5) Interaction - Students felt welcome in seeking help in or outside of the class.	Very Low or Never									Very High or Always	n=11	av.=8.00
3.6) Communication Skills - The teaching assistant had good communication skills.	Very Low or Never									Very High or Always	n=11	av.=7.45
3.7) Value - The overall value of the sections justified your time and effort.	Very Low or Never									Very High or Always	n=11	av.=7.55
3.8) Overall - What is your overall rating of the teaching assistant?	Very Low or Never									Very High or Always	n=11	av.=8.18

4. Your View of Section Characteristics:


4.1) Difficulty (relative to other courses)	Low									High	n=11	av.=2.36
4.2) Workload/pace was	Too Slow									Too Much	n=11	av.=2.00
4.3) Integration of section with course was	Poor									Excellent	n=11	av.=2.36
4.4) Texts, required readings	Poor									Excellent	n=6	av.=2.17
4.5) Homework assignments	Poor									Excellent	n=6	av.=1.83
4.6) Graded materials, examinations	Poor									Excellent	n=10	av.=1.90
4.7) Lecture presentations	Poor									Excellent	n=11	av.=2.36
4.8) Class discussions	Poor									Excellent	n=11	av.=2.45




S. ALEKSENKO
Evaluation of Instruction Program Report
 20S: ECON 106GL LAB 2B: INTRO GAME THY LAB
 No. of responses = 4
 Enrollment = 23
 Response Rate = 17.39%

1. Background Information:

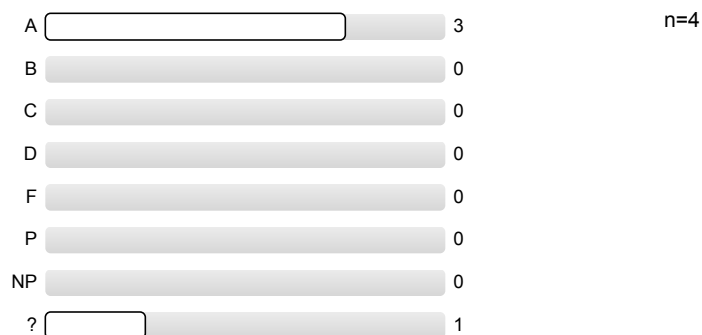
1.1) Year in School:




1.2) UCLA GPA:



1.3) Expected Grade:

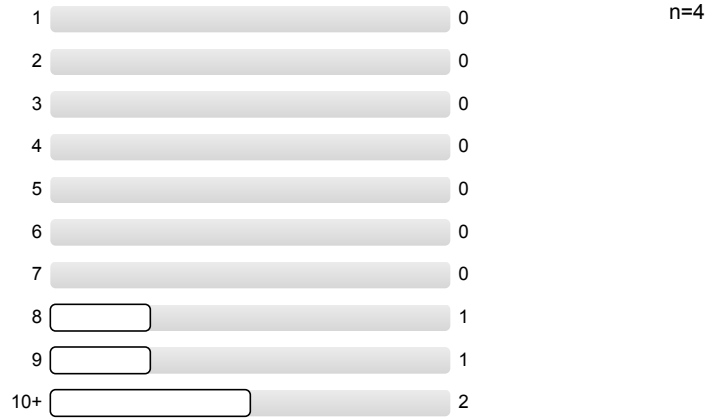


1.4) What requirements does this course fulfill?



2. Preliminary Questions:

2.1) Approximately how many times did you attend the section?

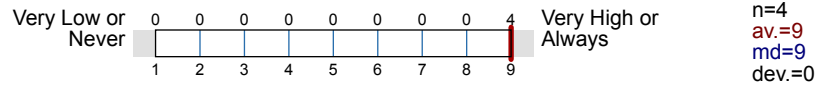


2.2) You saw the teaching assistant attending lectures.

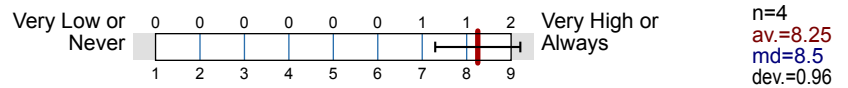


3. To What Extent Do You Feel That:

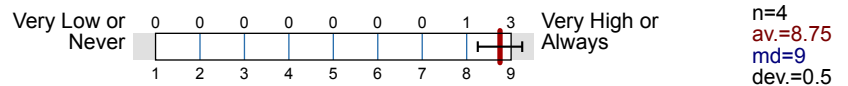
3.1) Teaching Assistant Knowledge - The T.A. was knowledgeable about the material.



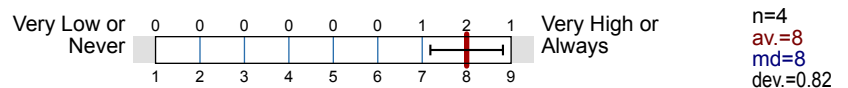
3.2) Teaching Assistant Concern - The T.A. was concerned about student learning.



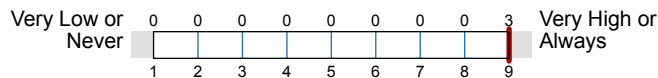
3.3) Organization - Section presentations were well prepared and organized.



3.4) Scope - The teaching assistant expanded on course ideas.



3.5) Interaction - Students felt welcome in seeking help in or outside of the class.



n=3
av.=9
md=9
dev.=0
ab.=1

3.6) Communication Skills - The teaching assistant had good communication skills.



n=4
av.=7.75
md=7.5
dev.=0.96

3.7) Presentation - Your presentation or your group's presentation benefited from the help of the teaching assistant.



n=4
av.=7.5
md=7.5
dev.=1.29

3.8) Data Analysis - The teaching assistant helped you develop data analysis skills.



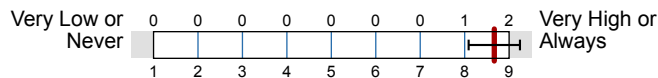
n=3
av.=7.33
md=7
dev.=1.53
ab.=1

3.9) Value - The overall value of the sections justified your time and effort.



n=4
av.=7.75
md=8
dev.=1.5

3.10) Overall - What is your overall rating of the teaching assistant?



n=3
av.=8.67
md=9
dev.=0.58

4. Your View of Section Characteristics:

4.1) Difficulty (relative to other courses)



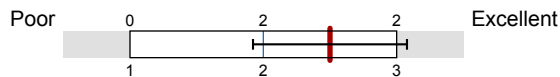
n=3
av.=3
md=3
dev.=0
ab.=1

4.2) Workload/pace was



n=3
av.=2
md=2
dev.=0
ab.=1

4.3) Integration of section with course was



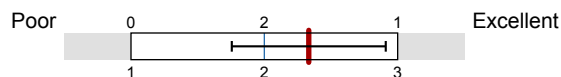
n=4
av.=2.5
md=2.5
dev.=0.58

4.4) Texts, required readings



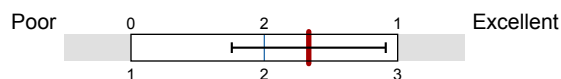
n=2
 av.=2.5
 md=2.5
 dev.=0.71
 ab.=2

4.5) Homework assignments



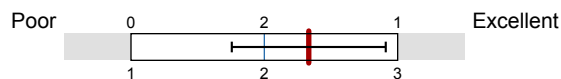
n=3
 av.=2.33
 md=2
 dev.=0.58
 ab.=1

4.6) Graded materials, examinations



n=3
 av.=2.33
 md=2
 dev.=0.58
 ab.=1

4.7) Lecture presentations



n=3
 av.=2.33
 md=2
 dev.=0.58
 ab.=1

4.8) Class discussions



n=3
 av.=2.67
 md=3
 dev.=0.58
 ab.=1

5. Comments:

5.1) Please identify what you perceive to be the real strengths and weaknesses of this teaching assistant and course.

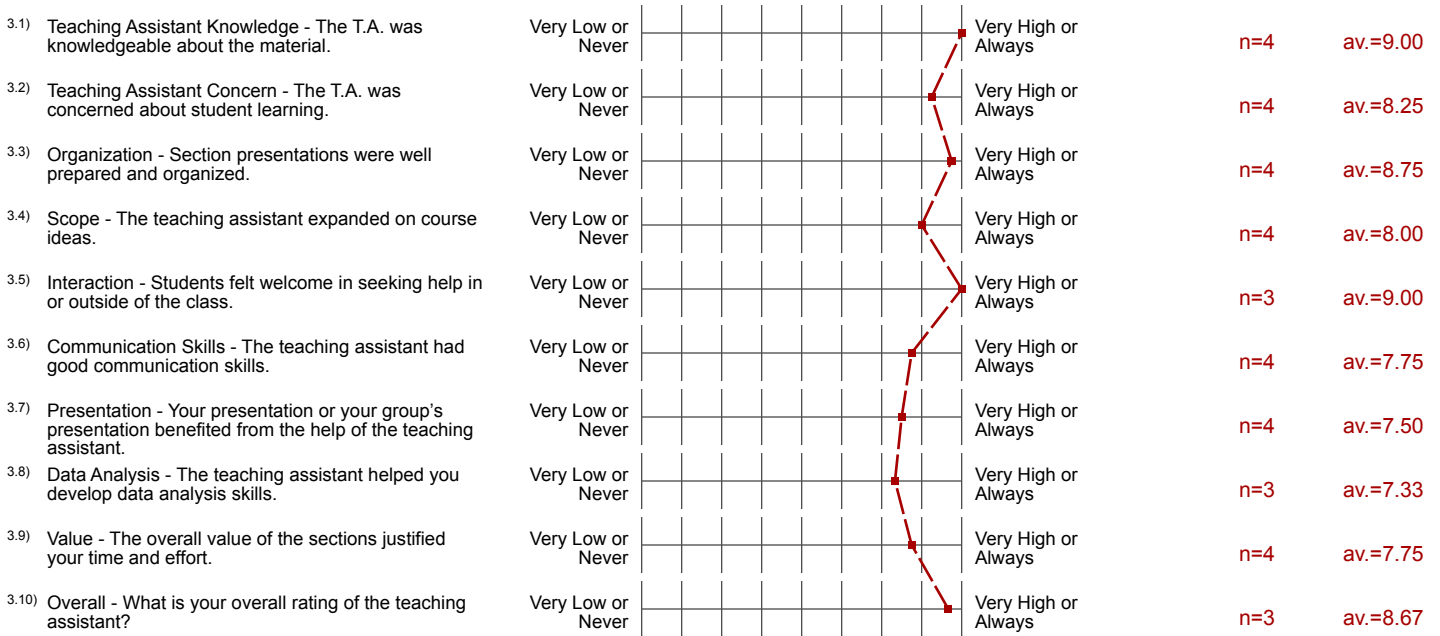
- Really nice guy, great TA. Would've like him to be a little more hands on with our projects.
- Very helpful. The online format was challenging as always, but Stepan was very helpful with our presentation regardless.

Profile

Subunit: **ECON**
 Name of the instructor: **S. ALEKSENKO**
 Name of the course: **20S: ECON 106GL LAB 2B: INTRO GAME THY LAB**
 (Name of the survey)

Values used in the profile line: Mean

3. To What Extent Do You Feel That:



4. Your View of Section Characteristics:

